


# HexaHexaFlexagons

<https://www.youtube.com/watch?v=gRg8cEK4Dms>

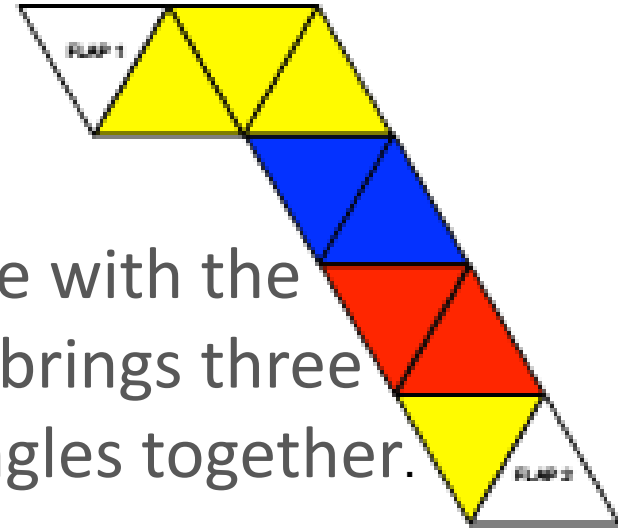
## Step 1:

Starting from the FLAP 1 end, fold the first pink triangle against its adjacent one, then green to green, orange against orange etc. down the strip. You should end up with a shorter strip.



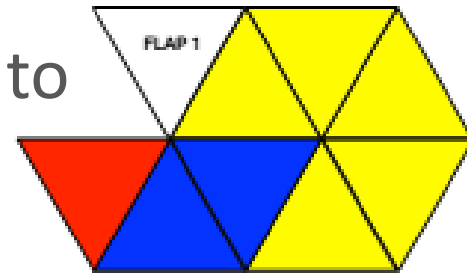
## Step 2:

Do the same with the result. This brings three yellow triangles together.



## Step 3:

Continue folding to make a yellow hexagon



## Step 4:

FLAP 2 is tucked under the hexagon, FLAP 1 folded back and stuck.

